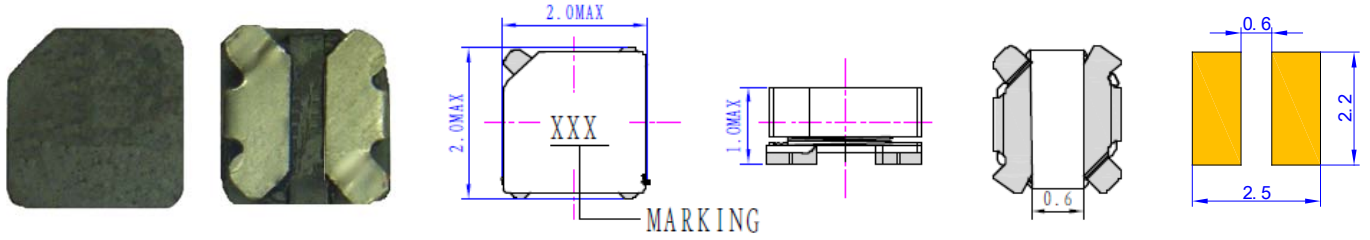


# SCTH2010

## SMD POWER INDUCTORS



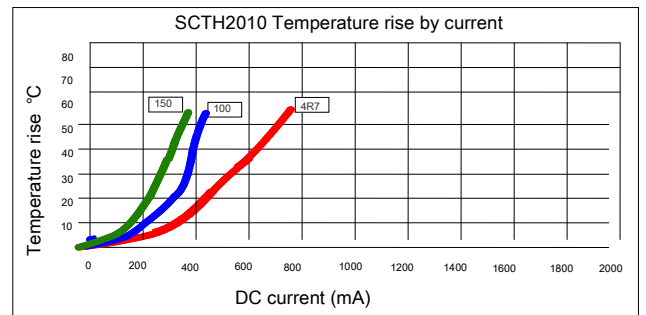
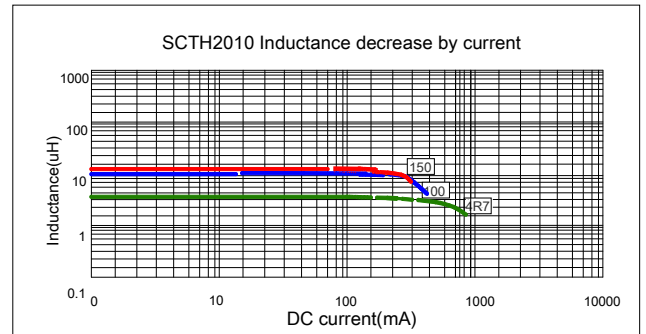
### • Features

1. Magnetically shielded construction
2. Excellent Power Density
3. Engineered to Provide High Efficiency
4. Low Profile



## ELECTRICAL CHARACTERISTICS

Part Number	Inductance (uH) (1)	Test Frequency	DC Resistance ( $\Omega \pm 25\%$ ) MAX(2)	Saturation Current <sup>(3)</sup> (A)	Temp. Rise Current <sup>(4)</sup> (A)
SCTH2010-R56	0.56	100KHZ	0.070	1.52	1.30
SCTH2010-1R0	1.0	100KHZ	0.105	1.14	1.05
SCTH2010-1R5	1.5	100KHZ	0.145	0.95	0.92
SCTH2010-2R2	2.2	100KHZ	0.205	0.80	0.77
SCTH2010-2R7	2.7	100KHZ	0.245	0.72	0.72
SCTH2010-3R3	3.3	100KHZ	0.265	0.68	0.67
SCTH2010-4R7	4.7	100KHZ	0.350	0.59	0.60
SCTH2010-6R8	6.8	100KHZ	0.515	0.48	0.49
SCTH2010-100	10	100KHZ	0.900	0.38	0.36
SCTH2010-150	15	100KHZ	1.52	0.30	0.27
SCTH2010-220	22	100KHZ	1.70	0.24	0.25



- (1). Inductance tolerance for 0.56uH~1.5uH:  $\pm 30\%$ , for 2.2uH~22uH:  $\pm 20\%$ . Tested at 0.25V, 0ADC and 25°C
- (2). DCR measured at 25°C.
- (3). The DC current at which the inductance decreases by 35% from its initial value.
- (4). The DC current that results in a 40°C temperature rise from 25°C ambient.

[Click here for QUANTITY PER REEL & PACKING INFORMATION](#)

Custom versions available upon request.